Hot Water for your Home



Residential
Water Heating Range

Current Edition 8.0
September 2026

WHY CHOOSE RHEEM

Since 1958, Rheem has been a trusted name in New Zealand, leading the way in water heating innovation. Starting with gas-fired water heaters, and evolving to cutting-edge heat pump water heating technologies, Rheem continues to set industry standards.

As part of a global family of brands, our aim is to make the most energy efficient products that save you money whilst lowering our impact on the environment.

THE BRAND YOU CAN TRUST

Hot water is one of life's true necessities, and at Rheem, we take pride in producing reliable, high-quality products backed by exceptional award-winning service.

With decades of experience and a reputation for innovation, Rheem is a name you can trust for all your water heating needs. Our commitment to excellence ensures you have access to the best water heating solutions available.

For more information, please visit our website at www.rheem.co.nz or call our Customer Service specialists at 0800 657 336.

DESIGNING FOR ZERO WASTE

Since 1958, Rheem has led the way in water heating innovation in New Zealand. We're dedicated to Aotearoa – its land, its people, and its future. Our commitment to zero waste and environmental sustainability drives us to continually improve our products and processes. With intelligent products, responsible practices, and inspired people, we are focused on achieving our bold vision for a sustainable future.

ELECTRIC WATER HEATERS

ALL PRESSURE™



Introducing the game-changing ALL PRESSURE VITREOUS ENAMEL™ range.

Engineered as your low-pressure copper replacement solution.

The new Rheem APVE® range makes upgrading to Mains Pressure simple. APVE® cylinders are a drop-in replacement that can be easily connected to existing low and mains pressure systems. Even if initially installed as low pressure, APVE® cylinders can be upgraded to mains pressure in the future.

To make installation straightforward, we designed and manufactured the APVE® in New Zealand to have the same height, diameter, and bottom entry as the legacy low pressure copper cylinders it replaces, but built with longer-lasting materials and greater flexibility.



All Pressure Vitreous Enamel (APVE™)

Large range of sizes
Height and diameter to match popular low-pressure copper sizes for easy and convenient direct replacement as a “like for like”
Bottom entry for direct replacement with low-pressure
Suitable for a wide range of water conditions
All VE water heaters are fitted with a sacrificial magnesium anode to provide additional corrosion protection to the cylinder in adverse water conditions

1–4+ people	90–250L	Indoor installation
10 years tank, 5 years tank labour, 1 year parts and labour.		

Refer to page 12 for specifications

All Pressure. No Compromise.

MAINS PRESSURE



Optima Vitreous Enamel (VE)

Mains Pressure		
Colour-bond jacket		
Twin element models (300L and 400L)		
All VE water heaters are fitted with a sacrificial magnesium anode to provide additional corrosion protection to the cylinder in adverse water conditions		
2–7 people	180–400L	Indoor/ Outdoor installation
12 years tank, 5 years tank labour, 3 years parts and labour.		

Refer to page 13 for specifications



Vitreous Enamel (VE)

Mains Pressure		
Large range of sizes		
Twin & dual element models		
Suitable for a wide range of water conditions		
All VE water heaters are fitted with a sacrificial magnesium anode to provide additional corrosion protection to the cylinder in adverse water conditions		
1–7 people	90–300L*	Indoor installation
10 years tank, 5 years tank labour, 1 year parts and labour.		

**Small 25L and 45L models with colourbond jacket also available

Refer to page 13 for specifications



Stainless Steel

Heat pump and solar compatible (excludes 135L model)		
Suitable for a wide range of water conditions		
Colour-bond jacket		
Comes with a lower element and thermostat installed. An upper element can also be installed to act as a back-up or booster (excludes 135L model)		
Can deliver up to 40 litres of hot water per minute		
1–7 people	135–300L	Indoor/outdoor installation
10 years tank, 3 years tank labour, 1 year parts and labour.		

Refer to page 14 for specifications



Stainless Steel Coil

Mains Pressure		
Designed and engineered in New Zealand		
Single or dual coil options		
Versatile and economical		
Heat pump, solar or wetback compatible		
Each unit comes with a lower element installed and an upper element can also be added to act as a back-up or booster.		
2–7 people	250 & 300L	Indoor installation
10 years tank, 3 years tank labour, 1 year parts and labour.		

Refer to page 14 for specifications



Stainless Steel Indoor

Mains Pressure		
Suitable for a wide range of water conditions found in New Zealand		
2kW element		
560mm diameter standard across all capacities		
Lightweight stainless steel, yet sturdy		

1–6 people	135–300L	Indoor installation
10 years tank, 3 years tank labour, 1 year parts and labour.		

Refer to page 13 for specifications

LOW PRESSURE



Low Pressure Copper

Low Pressure		
Choice of 3 inlets (90–180L only)		
Tall, medium, short size options		
Wetback models available from 135L		

1–6 people	15–300L	Indoor installation
5 years tank, 1 year tank labour, 1 year parts and labour.		

Refer to page 15 for specifications



Low Pressure Vitreous Enamel

Proven & tested Vitreous Enamel Technology		
Built to suit a wide range of water conditions		
Designed to operate as Low Pressure Heavy Head - 120 kPa		
Triple inlet as standard		
All VE water heaters are fitted with a sacrificial magnesium anode to provide additional corrosion protection to the cylinder in adverse water conditions		

1–7 people	90–270L	Indoor installation
10 years tank, 5 years tank labour, 1 year parts and labour.		

Refer to page 15 for specifications

HEAT PUMP WATER HEATERS

MAINS PRESSURE

Rheem Heat Pump water heaters are an energy-efficient, affordable way to heat water. Heat Pumps use the heat from the surrounding air to heat your water and help reduce your water heating energy consumption compared to an electric water heater. They work all year round, day or night, in sunshine or rain and even on cooler days, as there is always heat in the atmosphere which can be used. Heat pumps deliver similar benefits to solar without the need to install roof-mounted solar panels. Environmentally friendly heat pumps are the future of water heating and are available now.



AmbiPower® MDc-180

- Advanced wrap-around microchannel heating technology for uniform and faster water heating
- High recovery rate for fast heating and 2.4kW boost element
- Suitable for cold climates (-7°C to +43°C)
- Suitable for harsh water conditions
- LED display for optimum visibility
- Timer function
- Adjustable temperature function

Up to 4 people	178L	Outdoor Installation
7 years tank, 3 years tank labour, 1 year parts and labour. 3 years sealed system including labour.		

Refer to page 16 for specifications



AmbiPower® 280e

- Uses R290 refrigerant with ULTRA LOW GWP of < 3
- Suitable for cold climates (-6°C to +43°C)
- Suitable for harsh water conditions
- 2.4kW Hardwired or 1.5kW Plug & Lead back up element options
- LED touchscreen controller provides optimum visibility
- Timer function
- Non-adjustable temperature

Up to 6 people	280L	Outdoor Installation
7 years tank, 3 years tank labour, 1 year parts and labour. 3 years sealed system including labour.		

Refer to page 16 for specifications



AmbiHeat® HDc-270

- Advanced wrap around microchannel heating technology for uniform and faster water heating
- Suitable for cold climates (-5°C to 43°C)
- Suitable for harsh water conditions
- High recovery rate for fast heating and 2.4kW back-up element for emergency heating
- Leading technology with user-friendly touch screen LED display
- Variable temp control

Up to 6 people	270L	Outdoor Installation
7 years tank, 3 years tank labour, 1 year parts and labour. 3 years sealed system including labour.		

Refer to page 16 for specifications

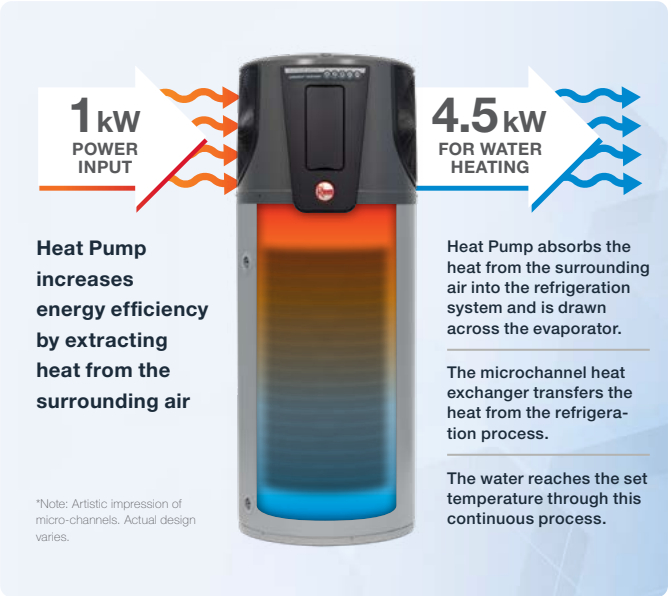

DID YOU KNOW?

Heat Pump Water Heating is providing New Zealand homeowners with a cost-efficient, sustainable alternative way to heat their water. By utilising heat from the surrounding air, heat pump water heaters need less energy to create hot water than traditional heaters that rely purely on gas or electricity. Hot water heat

pumps are an energy efficient and low emissions technology that significantly reduce household water heating costs.

While it can be a high up-front cost, it has the lowest running cost, and the lowest GHG emissions.

Comparison of household water heating

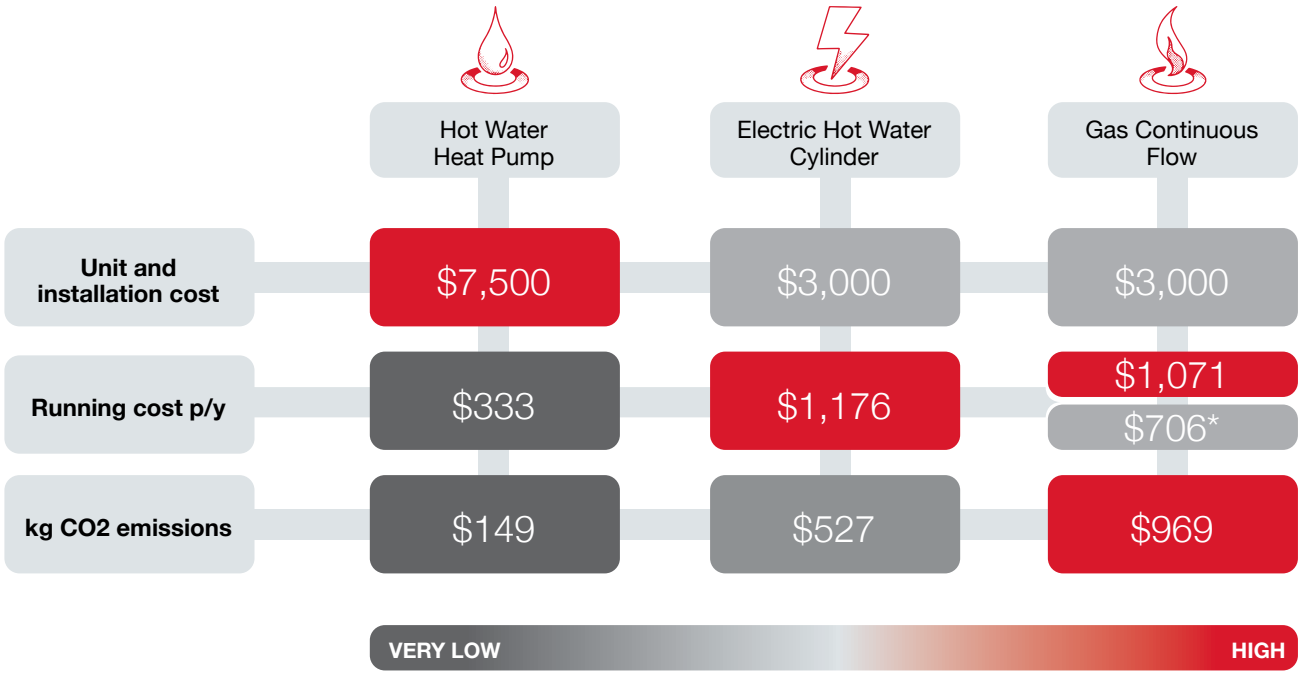

Source: EECA, https://www.eeca.govt.nz/insights/eeca-insights/hot-water-heat-pumps-in-the-home

*excludes annual gas connection cost

Total estimated cost over 10 years

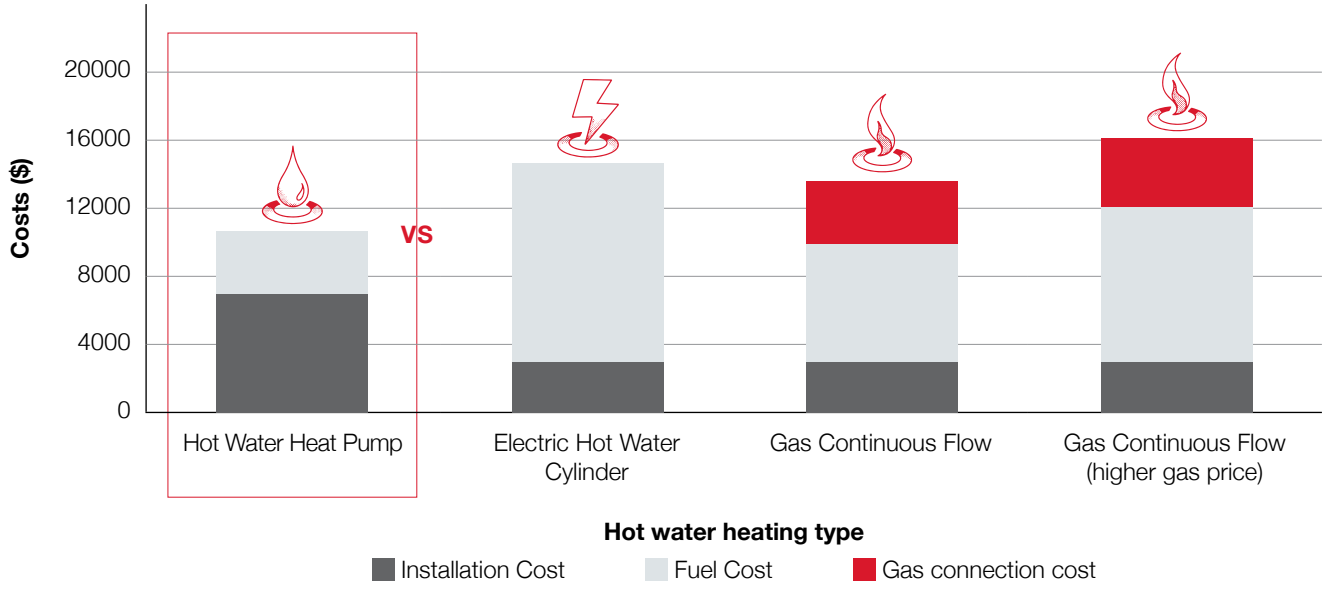

Source: EECA, https://www.eeca.govt.nz/insights/eeca-insights/hot-water-heat-pumps-in-the-home

ELECTRIC CONTINUOUS FLOW WATER HEATING

ECLIPSE®

The Rheem 3-phase Continuous Flow Electric Water heater unit delivers hot water with precision, and fast. As well as the increased convenience and greater energy savings, you can ensure you get your requested hot water temperature every time.

Designed for residential apartments and commercial buildings with fast-temperature delivery.

Quick access to pre-set safe bath temperatures with a touchscreen display. Desired temperatures for memory modes can be adjusted via display options.

Both 18kW and 27kW models are available in 50°C and 60°C maximum output temperatures to suit site requirements. These models can be installed without any further tempering in accordance with AS/NZS 3500.4. Includes trade adjustability for desired temperature at the tap in accordance with NZBC G12.



Low activation flow rate to suit low-flow tapware and high ambient temperatures
Flexible installation options with inlet and outlet fittings and electrical connection concealed through the wall or from the bottom of the water heater
Display of water consumption and flow rate on touch screen
Automatic sleep mode for energy savings
Quick access to pre-set child-safe or bath temperatures with touch screen display.

Refer to page 16 for specifications

GAS WATER HEATERS

MAINS PRESSURE



Gas Continuous Flow

Flamesafe overheat protection system
6 star energy rating
Digital display for easy fault diagnosis and service
Frost protection
Can link two units for increased supply with EZ Link®
Indoor and outdoor models
Control your water temperature with remote controllers
Available in a range of sizes for external use. 28L indoor model available.
Natural Gas or ULPG

Up to 6 people	16L–28L per minute	Outdoor Installation (28L indoor installation option available)
10 years on heat exchanger, 3 years parts and labour.		

Refer to page 17 for specifications



Stellar® Outdoor Gas Storage

Mains Pressure
No electricity required
Advanced SuperFlue Technology
Natural Gas only

2–6 people	130 & 160L	Outdoor installation
10 years tank, 5 years tank labour, 1 year parts and labour.		

Refer to page 17 for specifications



Indoor Gas Storage

Mains Pressure
No electricity required
Advanced SuperFlue Technology
Natural Gas only

2–6 people	130 & 160L	Indoor installation
5 years tank, 1 year tank labour, 1 year parts and labour.		

Refer to page 17 for specifications

BOILING WATER



Lazer® Eco

Available in 3, 5 and 7.5L capacities		
Eco Mode button control - 7 day 7 Day Programmable timer and Sleep mode		
Indicator light changes colour, so you know at a glance when it's heating or in Eco Mode		
Optional safety tap available		
Easy to clean white powder coat finish		
Max 185 cups* per hour	3L–7.5L	Wall mounted
Refer to page 18 for specifications		

*Cup size 170ml

Lazer® Office

Available in 3 and 5 litre capacities		
Delivers up to a maximum of 170 cups* of boiling water per/hr		
Available in powder coat white or brushed stainless steel		
Integrated tap		
Eco Mode for reducing power consumption as a feature		
Easy clean		
Mounting bracket supplied		
Max 170 cups* per hour	3L & 5L	Wall mounted
Refer to page 18 for specifications		

*Cup size 170ml

Lazer® Commercial

Delivers a maximum of 512 cups* per hour (depending on model)		
Fast flow tap / Safety Tap (optional)		
Available in powder coat white or brushed stainless steel		
7 Day programmable timer and Sleep Mode		
Easy clean		
Large range of capacities available		
Max 512 cups* per hour	7.5–40L	Wall mounted
Refer to page 18 for specifications		

*Cup size 170ml

Zip® – a Kiwi classic

Sight glass to view water level	
Manual fill and boil operation	
Optional safety tap available	
An economical option when hot water is required infrequently i.e. church halls, clubs, factories	
4.5L – 34L	Wall mounted
Refer to page 18 for specifications	

On-Tap Plus

All your water supplied from under the bench

The combination of On-Tap with its matching mixer provides a superior all-in-one underbench solution for your new or existing work or kitchen space.

With the convenience of drawing all your boiling, chilled and mixed water from the compact underbench appliances, this range is easy to install and avoids the costs associated with connecting to your existing hot water system.



Aqua® + Mixer



Azure® + Mixer

On-Tap

Available in two stylish tap designs	
Sink-free options available	
24/7 timer, sleep mode and adjustable delivery temperature for saving energy	
Hands-free filling	
Safety lock feature	
Superior 5 micron filter	
Up to 20L boiling water p/hr	Sink or sink-free installation
Refer to page 19 for specifications	

On-Tap (tap plus mixer)

Works independently from your existing hot water system - cold water supply only required	
Available in two designs with matching mixer tap	
Hands-free filling	
Safety lock feature	
Energy saving - sleep mode and adjustable delivery temperature	
Up to 20L boiling water p/hr	Sink installation
Refer to page 19 for specifications	

SPECIFICATIONS

ALL PRESSURE –VITREOUS ENAMEL (APVE™)

Visit our website for APVE™ technical drawings and resources

		Height (mm)	Diameter (mm)	(mm)	(mm)	(°)	Wattage (kW)
New APVE Model	**Storage Capacity**	A	B	C	D	E	
14809013AP	90L	920	488	135	80	45°	2
14809015AP	90L	920	488	135	80	45°	3
14T09013AP	90L	780	510	135	80	45°	2
14T11013AP	110L	945	510	135	80	45°	2
14813513AP	135L	1320	488	135	80	45°	2
14813515AP	135L	1320	488	135	80	45°	3
16T13513AP	135L	1140	510	135	80	45°	2
54T13513AP	135L	1030	540	135	80	40°	2
14T13513AP	135L	950	560	135	80	40°	2
15813513AP	135L	885	580	135	80	36°	2
15813515AP	135L	885	580	135	80	36°	3
12T13513AP	135L	795	610	135	80	36°	2
14818013AP	180L	1715	488	135	80	45°	2
14818015AP	180L	1715	488	135	80	45°	3
16T18013AP	180L	1505	510	135	80	45°	2
16T18015AP	180L	1505	510	135	80	45°	3
54T18013AP	180L	1350	540	135	80	40°	2
54T18015AP	180L	1350	540	135	80	40°	3
14T18013AP	180L	1220	560	135	80	40°	2
14T18015AP	180L	1220	560	135	80	40°	3
15818013AP	180L	1135	580	135	80	36°	2
15818015AP	180L	1135	580	135	80	36°	3
12T18013AP	180L	1015	610	135	80	36°	2
12T18015AP	180L	1015	610	135	80	36°	3
14T25015AP	250L	1710	560	135	80	40°	3
15825015AP	250L	1540	580	135	80	36°	3
12T25015AP	250L	1410	610	135	80	36°	3

All Models Triple Inlet

Fitting heights measured from bottom of cylinder (in mm). All measurements are nominal.

MAINS PRESSURE – VITREOUS ENAMEL (VE)

Visit our website for Mains Pressure VE technical drawings and resources

Product		Models													
Single Element Indoor		31202519V	31204515 31204513	31209015 31209013	31213513 31213515	32213515 32213513	31218013 31218015		32218015 32218013	31225015	31230015				
Twin Element (non-simultaneous) Indoor							31218025			31225025					
Dual Element (simultaneous) Indoor												31230033	31230055		
Optima Outdoor/Indoor								91318015							
Optima Twin Element (non-simultaneous) Outdoor/ Indoor														91330025	492400G8
Approx. Storage Capacity	Litres	25	45	90	135	135	180	180	180	250	300	300	300	300	400
Boost Capacity (Twin Element)	Litres	-	-	-	-	-	45*	-	-	50**	-	-	-	47	90
Height	A (mm)	398	525	930	1330	930	1715	1720	1165	1555	1820	1820	1820	1820	1840
Width	B (mm)	400	488	488	488	580	488	490	580	580	580	580	580	580	690
	C (mm)	116	120	120	120	120	120	120	120	120	120	120	120	120	120
	D (mm)	32	65	65	65	65	65	-	65	65	-	65	65	-	105
	E (mm)	-	-	-	-	-	-	-	-	-	-	162	162	-	-
	F (mm)	-	-	-	-	-	1182*	-	-	1126**	-	-	-	1298	1323
	G (mm)	246	-	-	-	-	-	1546	-	-	-	-	-	1636	1479
	H (˚)	45	45	45	45	45	45	36	45	45	45	45	45	36	97
Approx Weight Empty	Kg	15	25	38	49	54	60-62	64	64	80-82	91	91	91	97	113
TPR Valve Setting	kPa	1000	1000	1000	1000	1000	1000	1000	1000	1000	1000	1000	1000	1000	1000
Water Connections		RP ¾ /20	RP ¾ /20	RP ¾ /20	RP ¾ /20	RP ¾ /20	RP ¾ /20	RP ¾ /20	RP ¾ /20	RP ¾ /20	RP ¾ /20	RP ¾ /20	RP ¾ /20	RP ¾ /20	RP ¾ /20
Element Rating (@230V)	kW	2.0	2.0 or 3.0	2.0 or 3.0	2.0 or 3.0	2.0 or 3.0	2.0 or 3.0	3.0	2.0 or 3.0	3.0	3.0	"2 x 3.0kW (or 6.0)"	"2 x 5.0kW (or 10.0)"	3.0	4.8^

1. Inlet/Outlet and tpr valve are side mounted on left-hand side of 31202519V.
2. Inlet/outlet and TPR valve are side mounted on right-hand side of 91318015 and 91330025.
3. Diagram does not apply to 492400G8. The 400L Optima Cylinder has dual handed fittings.

*31218025 only **31225025 only ^ @ 240V

MAINS PRESSURE – INDOOR STAINLESS STEEL

Visit our website for Mains Pressure Indoor SS technical drawings and resources

	32513513 32513515	32518013 32518015	32525015	32530015
Storage Capacity	135L	180L	250L	300L
A Cylinder Diameter	560	560	560	560
B Hot Water Draw-Off (Cylinder Height) mm	1005	1285	1720	2035
C Right Cold Feed (High Pressure) Inlet mm	195	195	185	185
D Left Cold Feed (High Pressure) mm	195	195	185	185
E Safety TPR mm 790 1075 1510 1825	790	1075	1510	1825
F Lower Element 1 1/4"	1 1/4" BSP F	1 1/4" BSP F	1 1/4" BSP F	1 1/4" BSP F
Thermostat Setting Max	70	70	70	70
# People (Moderate Climate)	1 to 3	3 to 5	3 to 6	3 to 6
Thermostat Setting Min	60	60	60	60
# People (Cold Climate)	1 to 2	3 to 4	3 to 5	3 to 5
Installation Location	Indoor	Indoor	Indoor	Indoor
Element Type INC800	INC800 Screw In	INC800 Screw In	INC800 Screw In	INC800 Screw In
Electrical Connection 230V AC	230V AC / 50Hz	230V AC / 50Hz	230V AC / 50Hz	230V AC / 50Hz
Element Rating	2kW / 3kW	2kW / 3kW	3kW	3kW
Water Connection Inlet & Outlet	RP ¾ /20 mm	RP ¾ /20 mm	RP ¾ /20 mm	RP ¾ /20 mm
T&PR Setting	850 kPa	850 kPa	850 kPa	850 kPa
T&PR Connection	RP ¾ /20 mm	RP ¾ /20 mm	RP ¾ /20 mm	RP ¾ /20 mm
Weight Empty Approx	28 kg	36 kg	46 kg	51 kg
Domestic Warranty: Cylinder/Tank (Replacement)	10 years	10 years	10 years	10 years

F = Female M = Male *Fitting heights measured from bottom of cylinder (mm).

All measurements are nominal.

MAINS PRESSURE – STAINLESS STEEL

Visit our website for Mains Pressure SS technical drawings and resources

	Screw-in	32513513 32513515	32518013 32518015	32525015	32530015
Approx. Storage Capacity	Litres	135	180	250	300
Weight Empty	Kg	30	37.5	41	48
Inlet/Outlet Connections		RP ¾" / 20	RP ¾" / 20	RP ¾" / 20	RP ½" / 15
Solar/HP Feed Connection		-	-	-	-
Solar/HP Return Connection		-	-	-	-
TPR Valve Setting	kPa	1000	1000	850	850
Dimensions:	mm				
A		1350	1765	1620	1910
B		488	488	580	580
C		195	200	205	205
D		1170	1575	1395	1690
E		-	550	605	605
Element Rating	kW	2.0 or 3.0	2.0 or 3.0	3.0	3.0
Top Element Rating (kit-set)	kW	-	2.0	3.0	3.0
Boost Capacity (Twin Element)	Litres	-	60	110	135

F = Female M = Male *Fitting heights measured from bottom of cylinder (mm).

All measurements are nominal.

**Compressed solar coils require a pumped base system.

***Upper element supplied plugged. Element and thermostat kit sold as optional extra (part 417026).

All cylinders supplied with 46kW TPR Valve 850kPa.

^Incoming heat source of 80°C

= nominal 25kW for M1 Coil

= nominal 20kW for M2 Coil

MAINS PRESSURE – STAINLESS STEEL COIL

Visit our website for Mains Pressure SS Coil technical drawings and resources

Description		Connection	Lower Coil		Mid Coil		Dual Coil	
Models		L = Left R = Right	35625015LL 35625015LR	35630015LL 35630015LR	35625015ML 35625015MR	35630015ML 35630015MR	35625015DL	35630015DL
Approx. Storage Capacity			250L	300L	250L	300L	250L	300L
Cylinder Diameter (mm)			560	560	560	560	560	560
Cylinder Height (mm)			1740	2055	1740	2055	1720	2035
A	Hot Water Draw-Off	¾" BSP F	1740*	2055*	1740*	2055*	1720*	2035*
B	Right/Left Cold Feed (High Pressure) Inlet	¾" BSP F	200*	200*	200*	200*	200*	200*
C	Left/Right Cold Feed (High Pressure)	¾" BSP F	200*	200*	200*	200*	-	-
D	Safety TPR	¾" BSP F	1500*	1810*	1500*	1810*	1500*	1810*
E	From Solar (Inlet)/Heat Pump Return Kit set	¾" BSP F	370*	370*	370*	370*	370*	370*
F	To Solar/Heat Pump (Direct Outlet)	¾" BSP F	200*	200*	200*	200*	370*	370*
G	Secondary Solar/Wetback Flow (Coil)	¾" BSP F & 1" BSP M	685*	685*	1285*	1285*	1340*	1340*
H	Secondary Solar/Wetback Return (Coil)	¾" BSP F & 1" BSP M	245*	245*	485*	485*	540*	540*
J	Lower Element (3kW)	1 1/4" BSP F	-	-	-	-	-	-
K	Upper Element*** (3kW)	1 1/4" BSP F	-	-	-	-	-	-
L	Sensor Probe Pocket	Ø8.5mm × 120mm Tube	-	-	-	-	-	-
M1	Coil^		10m	10m	10m	10m	10m	10m
M2	Coil^		-	-	-	-	7.6m	7.6m

LOW PRESSURE – COPPER

Visit our website for Low Pressure Copper technical drawings and resources

Model	Cap. (L)	w × h (mm)	ELM. (kW)	Inlet
LP DOMESTIC INDOOR ELECTRIC STORAGE (COPPER)				
149 040 13	40	460 × 485	2	Bottom
14T 090 13	90	510 × 780	2	Triple
14T 110 13	110	510 × 945	2	Triple
12T 135 13	135	610 × 795	2	Triple
14T 135 13	135	560 × 950	2	Triple
16T 135 13	135	510 × 1140	2	Triple
18T 135 13	135	460 × 1465	2	Triple
54T 135 13	135	540 × 1030	2	Triple
12T 180 13	180	610 × 1015	2	Triple
12T 180 15	180	610 × 1015	3	Triple
14T 180 13	180	560 × 1220	2	Triple
14T 180 15	180	560 × 1220	3	Triple
54T 180 13	180	540 × 1350	2	Triple
54T 180 15	180	540 × 1350	3	Triple
16T 180 13	180	510 × 1505	2	Triple
16T 180 15	180	510 × 1505	3	Triple
149 225 15	225	610 × 1250	3	Bottom
169 225 15	225	560 × 1520	3	Bottom
149 270 15	270	610 × 1465	3	Bottom
149 270 25	270	610 × 1465	2 x 3	Twin element (simultaneous)

Model	Cap. (L)	w × h (mm)	ELM. (kW)	Inlet
169 270 15	270	560 × 1800	3	Bottom
169 270 25	270	560 × 1800	2 x 3	Twin element (simultaneous)
149 350 25	350	655 × 1590	2 x 3	Twin element (simultaneous)
LP DOMESTIC INDOOR ELECTRIC STORAGE (COPPER) UNDERBENCH				
199 015 13	15	365 × 365H	2	Top Inlet & Outlet
199 025 13	25	365 × 520H	2	Top Inlet & Outlet
199 040 13	40	460 × 485H	2	Top Inlet & Outlet
LP HEAVY HEAD				
146 180 15	180	560 × 1220H	3	Bottom
166 180 15	180	510 × 1510H	3	Bottom
LP TANK UNITS				
T49 135 13	135	560 × 1260H	2	
T49 180 15	180	560 × 1530H	3	
LP DAIRY				
109 250 1G	250	760 × 1235H	3/3	
109 350 1G	350	760 × 1530H	3/3	
109 450 1G	450	760 × 1835H	3/3	
109 600 1G	600	840 × 1885H	3/3	

1. The Low Pressure Copper cylinders have a Pressure Rating of 76kPa
2. The Heavy Head models in the Low Pressure range are pressure rated to 120kPa

LOW PRESSURE – VITREOUS ENAMEL (VE)

Visit our website for Low Pressure VE technical drawings and resources

Models		148 090 **T	148 135 **T	158 135 **T	148 180 **T	158 180 **T	158 270 15T
Approx. Storage Capacity (L)		90	135	135	180	180	270
Height	A (mm)	920	1320	885	1715	1135	1640
Width	B (mm)	488	488	580	488	580	580
	C (mm)	120	120	120	120	120	120
	D (˚)	45	45	36	45	36	36
Approx weight Empty (Kg)		29	39	40	51	53	85
Pressure Rating (kPa)		120	120	120	120	120	120
Element Rating (@230v) (kW)		2.0 or 3.0	2.0 or 3.0	2.0 or 3.0	2.0 or 3.0	2.0 or 3.0	3.0

**Add to end of product code: 13T for 2kW; or 15T for 3kW

LOW PRESSURE – COPPER WETBACK

Visit our website for Low Pressure copper wetback technical drawings and resources

Model	Approx. Storage Capacity	Dimensions w × h (mm)	Element Rating (kW)	Connection
145 135 13	135L	560 × 950H	2	BCRL
165 135 13	135L	510 × 1140H	2	BCRL
185 135 13	135L	460 × 1465H	2	BCRL
125 180 15	180L	610 × 1015H	3	BCRL
143 180 15	180L	560 × 1220H	3	RHSC
144 180 15	180L	560 × 1220H	3	LHSC
145 180 15	180L	560 × 1220H	3	BCRL

Model	Approx. Storage Capacity	Dimensions w × h (mm)	Element Rating (kW)	Connection
545 180 13	180L	540 × 1350H	2	BCRL
545 180 15	180L	540 × 1350H	3	BCRL
165 180 15	180L	510 × 1505H	3	BCRL
145 225 15	225L	610 × 1250H	3	BCRL
165 225 15	225L	560 × 1520H	3	BCRL
145 270 15	270L	610 × 1465H	3	BCRL
165 270 15	270L	560 × 1800H	3	BCRL

HEAT PUMP WATER HEATERS – MAINS PRESSURE

Visit our website for MP Heat Pump technical drawings and resources

		AMBIPOWER® 280e	AMBIPOWER® 280e	AMBIHEAT® HDC 270	AMBIPOWER® HDC 180
Code		A551E280R5	551E280R3P	A55127005	A551180C5
Approx Storage Capacity	Litres	280	280	270	180
Height	mm	1832	1832	1825	1810
Width	mm	696	696	690	532
Depth	mm	725	725	720	576
Approx Weight empty	kg	135kg	135kg	135kg	116kg
Litres per hour at 19°C		56	56	77	60
TPR Valve Setting	kPa	1000	1000	1000	1000
Water Connections		RP ¾	RP ¾	RP ¾	RP ¾
Element Rating	kW	2.4	1.5	2.4	2.4
No of People		Up to 6	Up to 6	Up to 6	Up to 4
Installation Location		Outdoors	Outdoors	Outdoors	Outdoors
COP (at 19°C)		5.2	5.2	4.4	4.5

Temperature Zones	AMBIPOWER® 280e	AMBIPOWER® 280e	AMBIHEAT® HDC 270	AMBIPOWER® HDC 180
Model Code	A551E280R5	551E280R3P	A55127005	A551180C5
Outside Operating Temperature range for use	-6°C to +43°C	-6°C to +43°C	-5°C to +43°C	-7°C to +43°C
Can be installed in Zone	1 and 2	1 and 2	1 and 2	1 and 2

ELECTRIC CONTINUOUS FLOW WATER HEATING – ECLIPSE®

Visit our website for Eclipse® technical drawings and resources

	18kW 50°C WATER HEATER	18kW 60°C WATER HEATER	27kW 50°C WATER HEATER	27kW 60°C WATER HEATER
Electrical Connection	380 - 415V, AC 3 Phase 3 wire and earth, 50Hz	380 - 415V, AC 3 Phase 3 wire and earth, 50Hz	380 - 415V, AC 3 Phase 3 wire and earth, 50Hz	380 - 415V, AC 3 Phase 3 wire and earth, 50Hz
Rated Power (kW)	18	18	27	27
Amps/phase	26	26	37.6	37.6
Maximum Flow Rate	7.4 – 7.7 L/min1	7.4 – 7.7 L/min1	12 L/min	12 L/min
Water Connection	G1/2 Elbow / R1/2 Straight	G1/2 Elbow / R1/2 Straight	G1/2 Elbow / R1/2 Straight	G1/2 Elbow / R1/2 Straight
Minimum Activation Flow Rate	2.8 L/min	2.8 L/min	2.8 L/min	2.8 L/min
Water Supply Pressure (Min)	100 kPa	100 kPa	100 kPa	100 kPa
Water Supply Pressure (Max)	750 kPa	750 kPa	750 kPa	750 kPa
Pressure Drop at 7 L/min	115 kPa	115 kPa	115 kPa	115 kPa
Pressure Drop at 12 L/min	280 kPa	280 kPa	280 kPa	280 kPa
Minimum Water Resistivity	≥800Ω.cm	≥800Ω.cm	≥800Ω.cm	≥800Ω.cm
Element Nos	3	3	4	4
Element Material	Ni80Cr20	Ni80Cr20	Ni80Cr20	Ni80Cr20
Temperature Control Range	30 – 55°C3	30 – 60°C	30 – 55°C3	30 – 60°C
IP Rating	IP25	IP25	IP25	IP25
Dimensions	470H x 226W x 95D mm	470H x 226W x 95D mm	470H x 226W x 95D mm	470H x 226W x 95D mm
Weight (empty) Approx	4.5kg	4.5kg	4.5kg	4.5kg
Domestic Warranty	5 years parts and labour	5 years parts and labour	5 years parts and labour	5 years parts and labour
Commercial Warranty	1 year parts and labour	1 year parts and labour	1 year parts and labour	1 year parts and labour

GAS WATER HEATERS – GAS CONTINUOUS FLOW

Visit our website for Gas water heater technical drawings and resources

	Rheem 16	Rheem 20	Rheem 26	Rheem 27	Indoor 28*
Model Number	874A16NFZ 874A16LFZ	874A20LFZ 874A20NFZ	874826LFZ 874A26NFZ	874627NFZ 874627LPZ	864B28NF-LF 864B28LPZ
Nominal L/Min @25˚C Rise	16L/Min	20L/Min	26L/Min	27L/Min	28L/Min
Gas Input Max	126 MJ/hr	157 MJ/hr	199 MJ/hr	205 MJ/hr	205 MJ/hr
Gas Type	NG or ULPG	NG or ULPG	NG or ULPG	NG or ULPG	NG or ULPG
Gas Connection	R ¾ / 20	R ¾ / 20	R ¾ / 20	R ¾ / 20	R ¾ / 20
Min Gas Supply Pressure NG/ULPG	1.13 kPa/ 2.75 kPa	1.13 kPa/ 2.75 kPa	1.13 kPa/ 2.75 kPa	1.13 kPa/ 2.75 kPa	1.13 kPa/ 2.75 kPa
Water Pressure (kPa) Min-Max	120-1000	120-1000	120-1000	140-1000	140 - 1000
Minimum Flow Rate	2.0L/Min	2.0L/Min	2.0L/Min	2.0 L/Min	2.0 L/Min
Cold Water Connection	R ¾ / 20	R ¾ / 20	R ¾ / 20	R ¾ / 20	R ¾ / 20
Hot Water Connection	R ¾ / 20	R ¾ / 20	R ¾ / 20	R ¾ / 20	R ¾ / 20
Approx. Weight (empty)	16kg	16kg	16kg	23kg	27kg
Freeze Protection	Yes	Yes	Yes	Yes	Yes
A Unit Height (mm)	520	520	520	601	647
B Unit Width (mm)	355	355	355	351	343
C Unit Depth (mm)	187	187	187	226	284
D Hot Water Outlet (mm)	105	105	105	132	132
E Gas Inlet (mm)	83	83	83	127	134
F Cold Inlet (mm)	10	10	10	28	39
G Gas Inlet (mm)	77	77	77	97	134
H Cold Inlet (mm)	68	68	68	64	95
J Hot Water Outlet (mm)	87	87	87	84	76
Gas Energy Rating	6 Stars	6 Stars	6 Stars	6 Stars	6 Stars

Continuous Flow Accessories	Part Number
Horizontal Flue Kit Side Exit	318278
Horizontal Flue Kit Rear Exit	318279
Vertical Flue Kit	318280
Recess Box - For Rheem 27	320316
Recess Box - For Rheem 16, 20 & 26 874 Series (run out)	318994
Recess Box Kit - For Rheem 16, 20 & 26 874A Series	320758
Recess Box - For Rheem 27L Outdoor only	320316
Recess box door kit 874A Series - 16L, 20L & 26L	320759
Pipe Cover - For Rheem 27	320116
Pipe Cover - For Rheem 16, 20 & 26	320117
EZ LINK® Kit with 1.8m Cable	299291
Standard Kitchen Temperature Controller	A299850
Standard Bathroom 1 Temperature Controller	A299851
Standard Bathroom 2 Temperature Controller	A299852
Security Bracket Locking Kit	320591

*Rheem 28L Indoor requires a certified Rheem coaxial flue system.
Kits available: Horizontal Side Exit, Horizontal Rear Exit and Vertical.

GAS STORAGE

Product		Outdoor Models		Indoor Models	
Rheem Gas Storage				441135NO	441170NO
Stellar® Gas Storage		850330N0Z	850360N0Z		
Approx. Storage Capacity	Litres	130	160	130	160
Hourly Gas Consumption (Natural Gas)	MJ	42	42	29	33
Height	A (mm)	1600	1900	1555	1855
Width	B (mm)	485	485	430	430
Depth	C (mm)	558	558	515	515
	D (mm)	988	1213	N/A - Outlet on Top	N/A - Outlet on Top
	E (mm)	328	409	332	407
	F (mm)	298	298	300	300
	G (mm)	-	-	1475	1775
	H (mm)	-	-	75	75
Approx Weight Empty	Kg	70	80	50	69
TPR Valve Setting	kPa	1400	1400	1000	1000
Water Connections (LHS)		RP ¾ /20	RP ¾ /20	RP ¾ /20	RP ¾ /20
Gas Connection		RP ½ /15	RP ½ /15	RP ½ /15	RP ½ /15

LAZER® BOILING WATER

Visit our website for Lazer® boiling water technical drawings and resources

Lazer® Boiling Water Unit		Lazer® Office		Lazer®Eco			Lazer® Commercial				
White		70103W-NZ	70105W-NZ	70303W-NZ	70305W-NZ	70307W-NZ	70207W-NZ	70210W-NZ	70215W-NZ	70225W-NZ	70240W-NZ
Stainless Steel		70103S-NZ	70105S-NZ				70207S-NZ	70210S-NZ	70215S-NZ	70225S-NZ	70240S-NZ
Capacity	Litres	3	5	3	5	7.5	7.5	10	15	25	40
Delivery – Initial	Litres	3.5	6	3.5	6	8.5	8.5	11	17	27	42
	Cups*	21	35	21	35	50	50	65	100	159	247
Recovery	L/hr	17.5	23	17.5	23	23	23	23	23	35	45
– Cups per hour	Cups*	103	135	103	135	135	135	135	135	206	265
Weight empty	Kg	6	8	6	8	9	9	10	15	17	19
Weight full	Kg	10	15	10	15	19	19	22	34	47	67
Min water pressure	kPa	50	50	50	50	50	50	50	75	75	100
Max water pressure	kPa	1000	1000	1000	1000	1000	1000	1000	1000	1000	1000
Element Rating @ 240V	kW	1.8	2.4	1.8	2.4	2.4	2.4	2.4	2.4	3.6	4.6
Electrical connections		Supplied with 10 amp 3 pin plug and flex					Hard-wired				
Plumbing connections		G ½ (½ BSP)									
A Width		285	334	283	336	336	336	336	336	336	490
B Depth		209**	241**	160	192	192	192	192	299	299	340
C Height		435	465	435	465	515	515	615	515	720	615
D		–	–	280	312	312	312	312	419	419	460
E		65	65	65	65	65	65	65	65	65	65
F		70**	70**	45	45	45	45	45	45	45	45
G		33	33	50	50	50	50	50	50	50	50
H		20	20	23	23	23	23	23	23	23	23
M		142	167	142	168	168	168	168	168	168	245
N		174**	210**	238	270	270	270	270	377	377	418

*Cup size 170ml **Includes 25mm for supplied backing plate.

Calculations based on incoming water temperature of 18°C

Zip® models	83204514	83207014	83215014	83223014	83235014
Delivery Capacity (L)	4.5	7.0	15	23	34
Dimension A mm	340	340	490	490	490
Dimension B mm	180	180	180	235	325
Dimension C mm	430	515	615	615	615
Weight Empty (kg)	9	10	15	17	20
Weight Full (kg)	16	20	35	45	62
Element Rating @ 240V (kW)	2.4	2.4	2.4	2.4	2.4
Approximate Heat Up Times From Cold (18°C)					
Maximum Level (mins)	16	23	46	67	102
Minimum Level (mins)	4	6	14	24	28

ON-TAP FILTERED, CHILLED AND BOILING WATER

Visit our website for On-Tap® boiling water technical drawings and resources

Rheem On-Tap Series		On-Tap 3L	On-Tap 5L	On-Tap Plus 5L	Push-thru 1.8L Chiller
On-Tap Aqua®		743003F	743005F		
On-Tap Azure®		743103F	743105F		
On-Tap Plus Aqua®				7430054SR	
On-Tap Plus Azure®				7431054DR	
Boiling Delivery – p/hr	Litres	16.6	20	20	-
Boiling Delivery – p/hr	Cups*	98	118	118	-
Mixed Delivery – p/hr^	Litres	-	-	57	-
Chilled Delivery – p/hr	Litres	-	-	-	12.5
Chilled Delivery – p/hr	Glasses**	-	-	-	63
Weight empty	Kg	12	12	12	12
Weight full	Kg	18	18	18	14
Recommended Min water pressure	kPa	300	300	300	140
Max water pressure	kPa	500	500	500	400
Element	kW	1.5	1.8	1.8	-
Electrical connections		10 amp 3 pin plug and flex			
Plumbing connections		½" BSP			
A Width (mm)		175	175	175	205
B Depth (mm)		460	460	460	408
C Height (mm)		405	405	405	278
Accessories	Part No				
Aqua® Sink Free & Extension Kit	317453	Optional	Optional	Optional	
Azure® Sink Free & Extension Kit	319042	Optional	Optional	Optional	
Azure® Combined Base Sink Free & Extension Kit	319047	Optional	Optional	Optional	

*Cup size 170ml **Glass size 200ml ^ @ 50°C

Calculations based on incoming water temperature of 17°C

Rheem is a member
of the Sustainable Energy
Association of New Zealand,
SEANZ.

Sustainable Energy
Association New Zealand

Install a Rheem®

A GREATER DEGREE OF GOOD™

Rheem New Zealand Limited
475 Rosebank Road, Avondale 1026, PO Box 19011, Avondale, Auckland 1746. Freephone 0800 657 336 – www.rheem.co.nz
All specifications contained in this brochure are subject to change without notice. Please check the specifications are current at the time of ordering. All information is current at the time of publication (November 2025).